

BRASS Baseline Summary

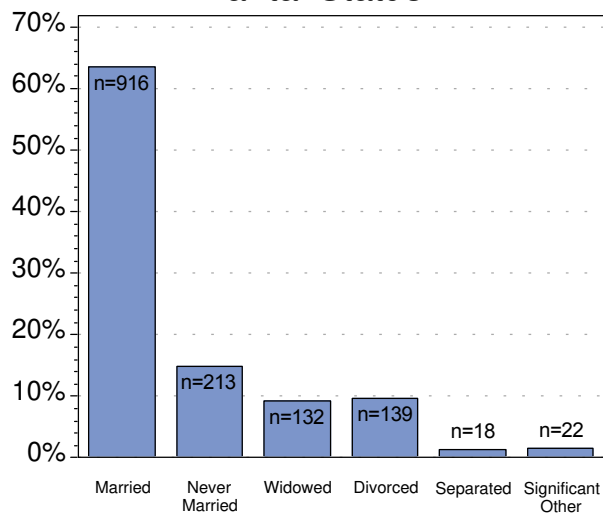
as of 4th Quarter 2016

N=1443

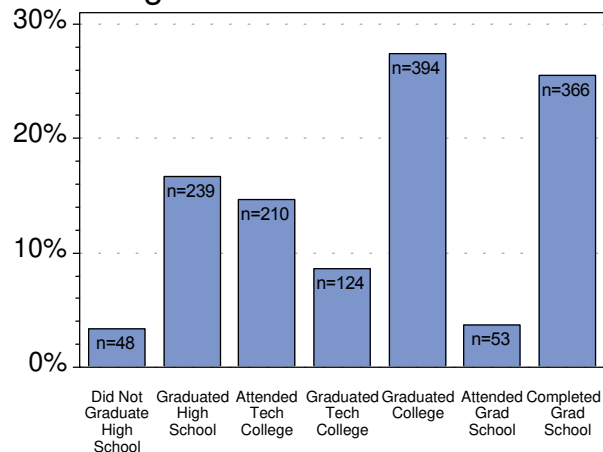
Variable	Mean	Std Dev	Min	Max
Age	56.23	14.28	18.00	91.00
Disease Duration	12.60	11.88	0.00	65.00

Smoking Status		
Never Smoked	Past Smoker	Current Smoker
53%	39%	8%

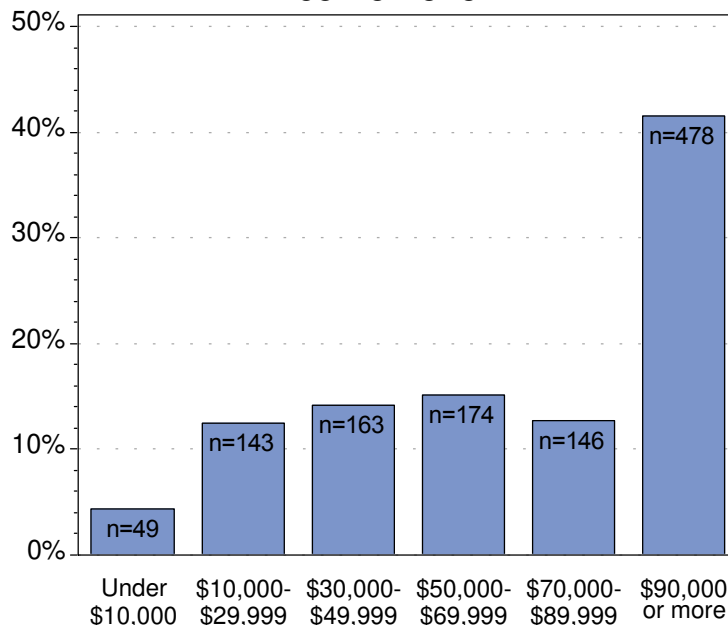
Marital Status



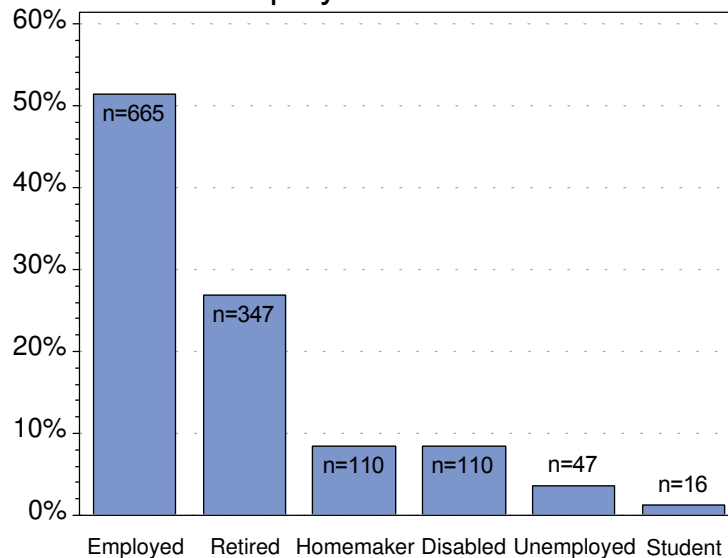
Highest Education Level



Income Level

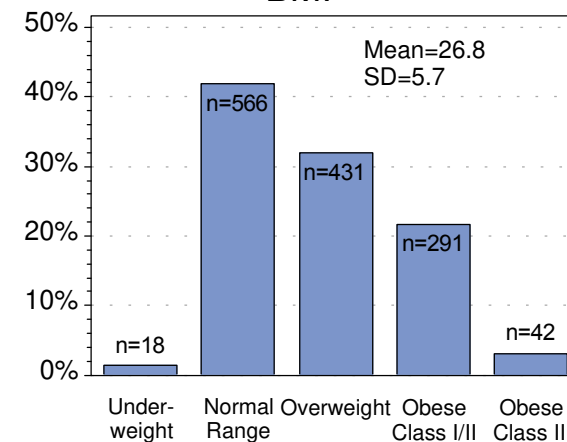


Employment Status

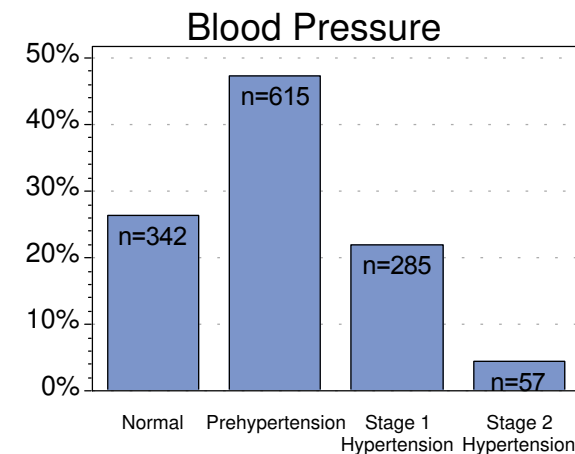


Variable	Values, N(%)
Female	1188 (82.3)
Caucasian	1318 (92)
Early RA (< 2yrs)	211 (14.6)
Seropositive	914 (69.2)
RF Positive	798 (62.1)
Anti-CCP Positive	803 (61.3)

BMI



WHO Classifications



NIH Categories

BRASS Baseline Summary

as of 4th Quarter 2016

N=1443

Disease Characteristics

Variable	N	Mean	Std Dev	Min	Max
MDHAQ Score	1304	0.61	0.52	0.00	2.80
Modified RADAI	1300	3.41	2.27	0.00	9.64
Pain VAS	1267	34.89	27.23	0.00	100.00
Patient Global	1302	31.99	25.29	0.00	100.00
Physician Global	1419	30.80	21.58	0.00	100.00
FSMH15 Scale	1292	73.28	17.68	10.00	100.00
Self Efficacy Score	1297	71.97	18.91	10.00	100.00
DAS 28-CRP4S	1285	3.71	1.63	0.99	8.19
Total Swollen Joints	1442	7.20	7.75	0.00	28.00
Total Painful Joints	1442	6.42	7.09	0.00	28.00

Medicines Ever Taken

Variable	Values, N(%)
Methotrexate	1078 (74.7)
Anti-TNF	659 (45.7)
Plaquenil	885 (61.3)
Biologic DMARD	671 (46.5)
Non-Biologic DMARD	1357 (94)
Non-Bio DMARD, not including MTX or Plaquenil	707 (49)
Steroid	1149 (79.6)

Current Medicines at Baseline

Variable	Values, N(%)
Methotrexate	707 (49)
Only MTX (not excluding NSAIDs or Steroids)	330 (22.9)
Anti-TNF	513 (35.6)
Anti-TNF and MTX	255 (17.7)
Plaquenil	266 (18.4)
NSAIDs	757 (52.5)
Any DMARD	1261 (87.4)
Biologic DMARD	554 (38.4)
Non-Biologic DMARD	1030 (71.4)
Non-Bio DMARD, not including MTX or Plaquenil	227 (15.7)
Steroid	432 (29.9)
Narcotic	146 (10.1)
Other Pain Med (non-narcotic)	348 (24.1)

Current Supplements at Baseline

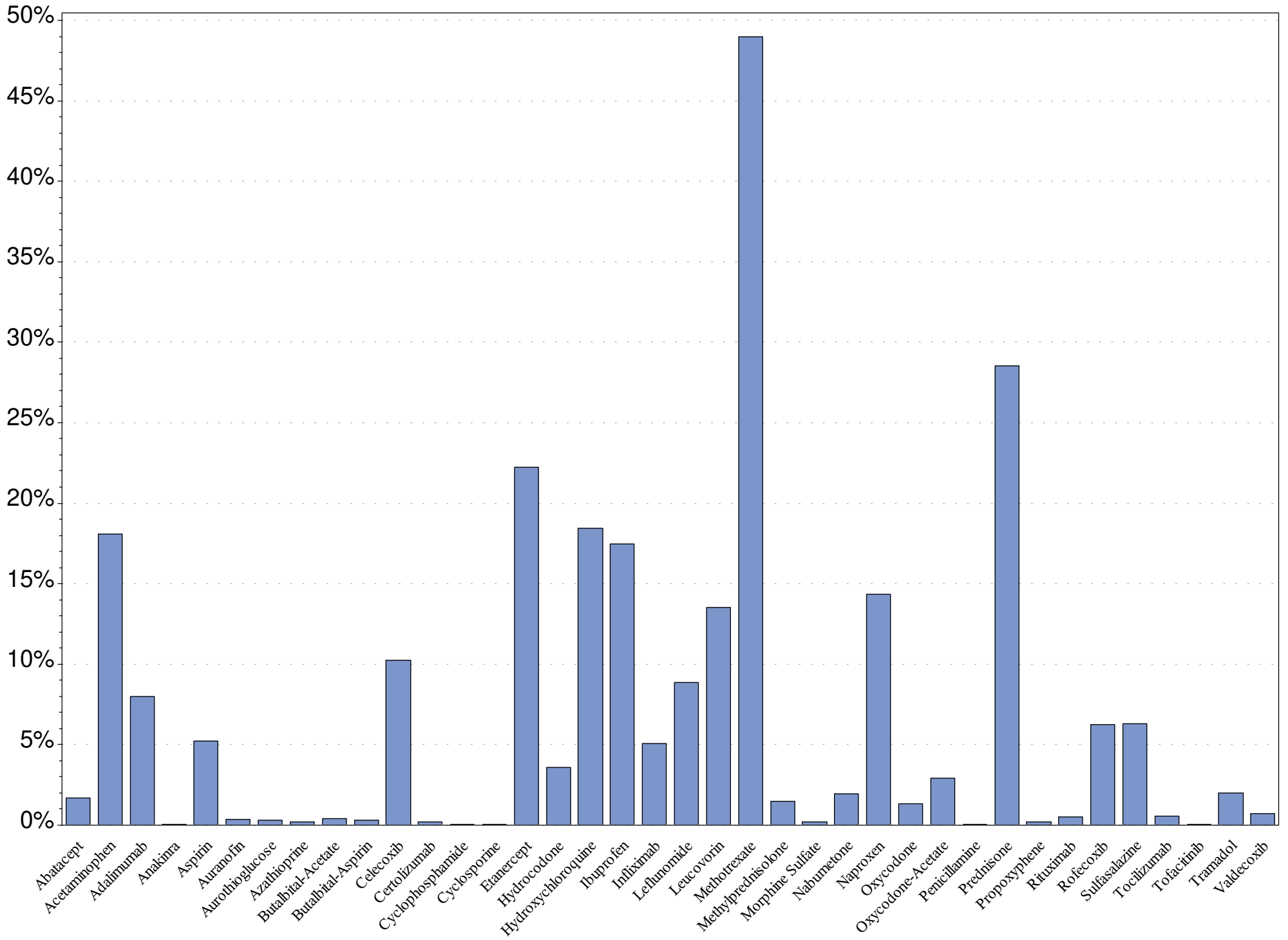
Vitamins/Minerals

Variable	Values, N(%)
Vitamin B	15 (3.6)
Vitamin B6	14 (3.4)
Vitamin B12	33 (8)
Vitamin C	42 (10.1)
Vitamin D	175 (42.3)
Vitamin E	14 (3.4)
Calcium	146 (35.3)
Folic Acid	175 (42.3)
Iron	18 (4.3)
Magnesium	18 (4.3)
Multivitamin	191 (46.1)

Herbal/Health Foods

Variable	Values, N(%)
Borage Seed Oil	3 (0.2)
Capsaicin	4 (0.3)
Evening Primrose Oil	18 (1.2)
Feverfew	1 (0.1)
Fish Oil	192 (13.3)
Glucosamine/Chondroitin	105 (7.3)
Thundergod Root	1 (0.1)
Other	169 (11.7)

Medicine Use at Baseline



BRASS Baseline Summary

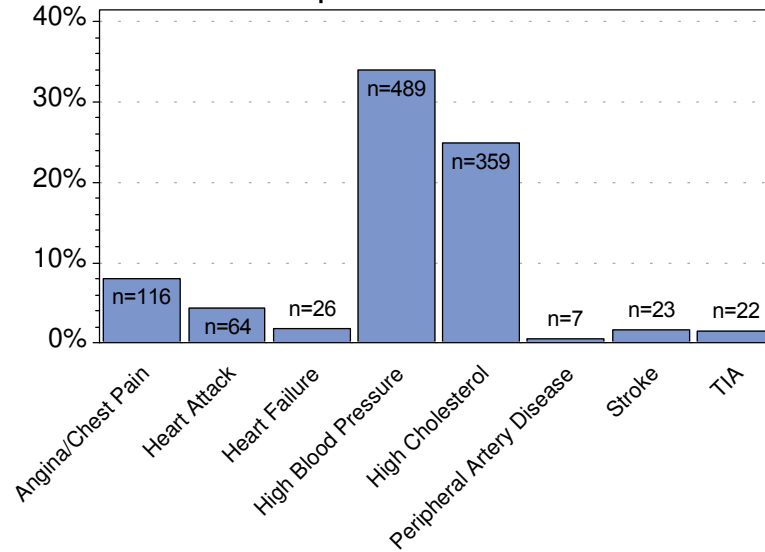
as of 4th Quarter 2016

N=1443

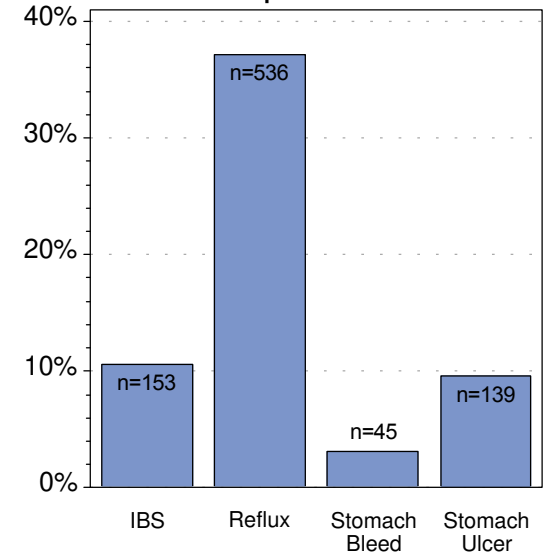
Physician Reported Extra-Articular Manifestations

Variable	Values, N (%)
Subcutaneous Nodules	272 (18.8)
Sjogren's Syndrome	165 (11.4)
Pulmonary Fibrosis	36 (2.5)
Cervical Myelopathy	27 (1.9)
Pleuritis	26 (1.8)
Pulmonary Nodules	25 (1.7)
Neuropathy	21 (1.5)
Brochiectasis	17 (1.2)
Cutaneous Vasculitis	16 (1.1)
Pericarditis	14 (1)
Scleritis/Episcleritis	14 (1)
Lymphadenopathy	12 (0.8)
Bronchiolitis Obliterans	7 (0.5)
Felty's Syndrome	4 (0.3)
Vasculitis of Organs	3 (0.2)
Pyoderma Gangrenosum	2 (0.1)
LGL Leukemia	1 (0.1)
Glomerulonephritis	1 (0.1)

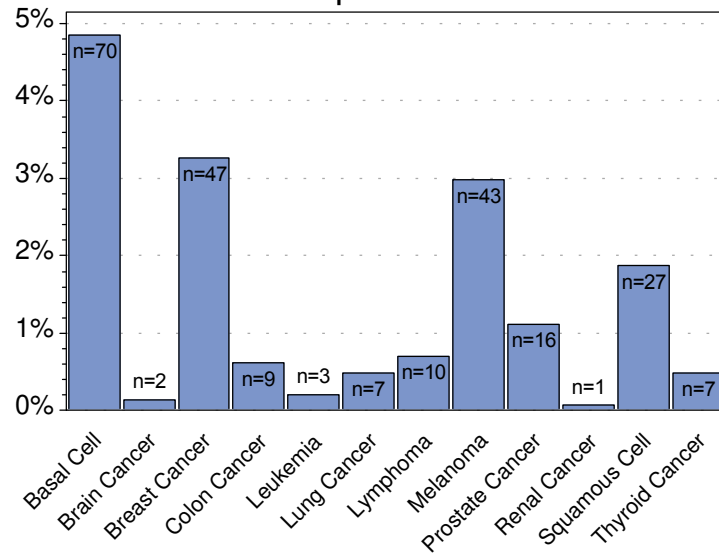
Self-Reported Cardiovascular



Self-Reported GI



Self-Reported Cancers



Self-Reported Pulmonary

