

| Variable | Mean | Std Dev | Min | Max |
|------------------|-------|---------|-------|-------|
| Age | 59.32 | 13.36 | 21.00 | 89.00 |
| Disease Duration | 16.77 | 11.12 | 0.00 | 62.00 |

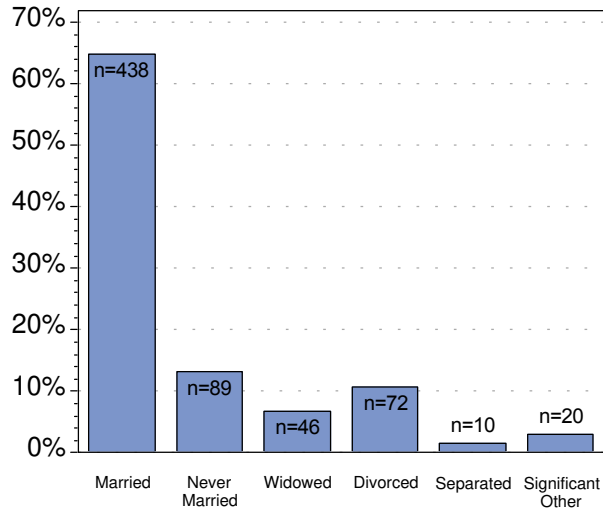
BRASS Currently Enrolled

most recent visits as of 4th Quarter 2016
N=676

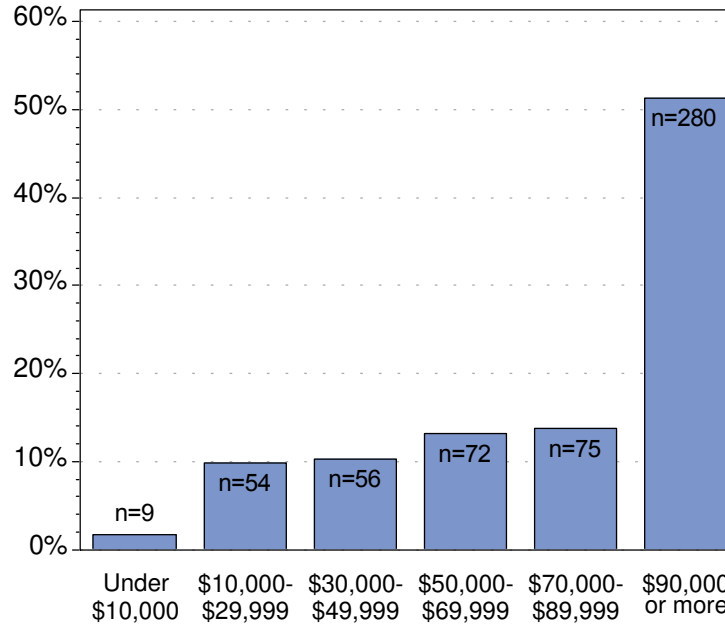
| Smoking Status | | |
|----------------|-------------|----------------|
| Never Smoked | Past Smoker | Current Smoker |
| 59% | 36% | 5% |

| Variable | Values, N(%) |
|-------------------|--------------|
| Female | 564 (83.4) |
| Caucasian | 626 (93) |
| Early RA (< 2yrs) | 88 (13) |
| Seropositive | 388 (68.1) |
| RF Positive | 334 (60.8) |
| Anti-CCP Positive | 334 (59.1) |

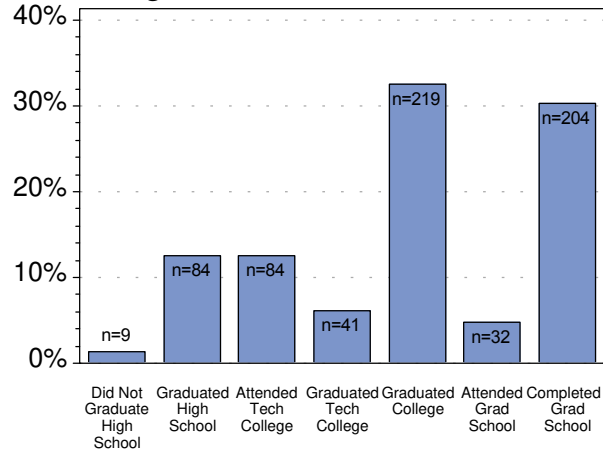
Marital Status



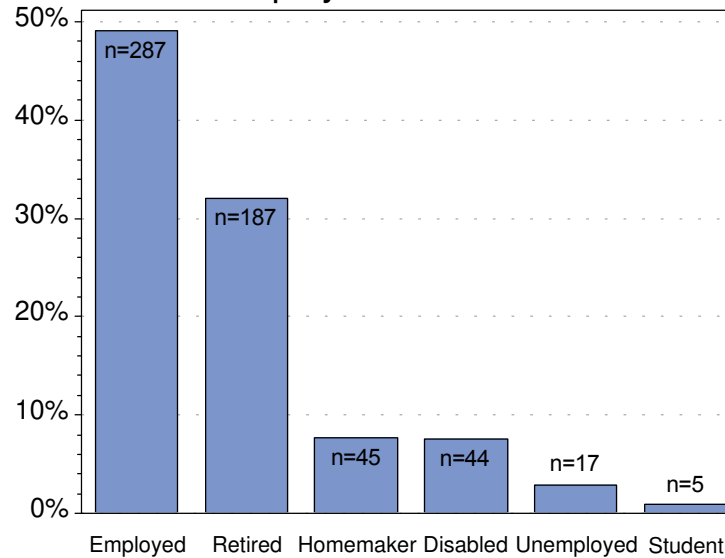
Income Level



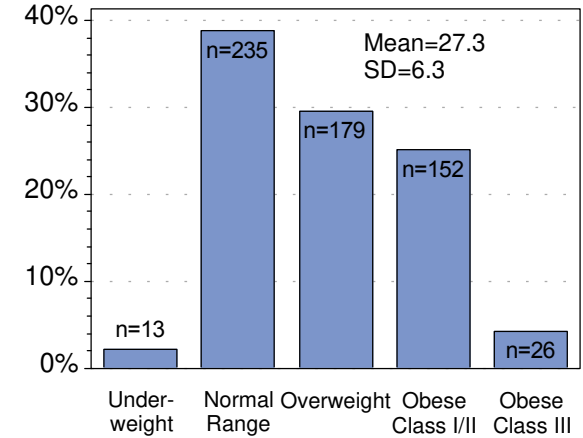
Highest Education Level



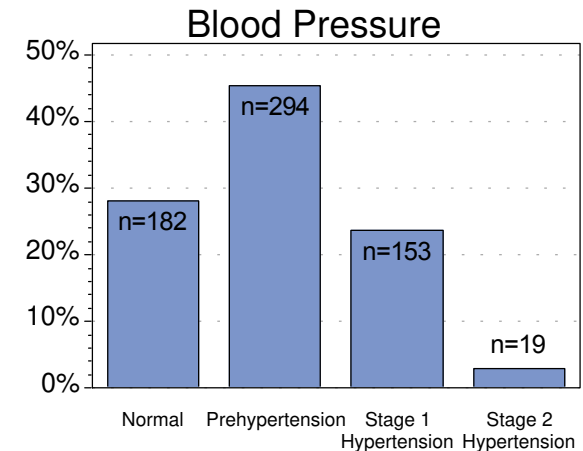
Employment Status



BMI



WHO Classifications



NIH Categories

BRASS Currently Enrolled

most recent visits as of 4th Quarter 2016

N=676

Disease Characteristics

| Variable | N | Mean | Std Dev | Min | Max |
|----------------------|-----|-------|---------|-------|--------|
| MDHAQ Score | 590 | 0.49 | 0.50 | 0.00 | 3.00 |
| Modified RADA1 | 588 | 2.69 | 2.12 | 0.00 | 8.61 |
| Pain VAS | 562 | 31.59 | 26.51 | 0.00 | 100.00 |
| Patient Global | 589 | 29.60 | 25.36 | 0.00 | 100.00 |
| Physician Global | 668 | 17.53 | 16.56 | 0.00 | 90.00 |
| FSMHI5 Scale | 482 | 78.01 | 15.77 | 5.00 | 100.00 |
| Self Efficacy Score | 164 | 77.34 | 17.75 | 11.67 | 100.00 |
| DAS 28-CRP4S | 544 | 2.54 | 1.15 | 1.02 | 6.81 |
| Total Swollen Joints | 675 | 2.36 | 4.20 | 0.00 | 26.00 |
| Total Painful Joints | 675 | 1.60 | 3.34 | 0.00 | 26.00 |

Medicines Ever Taken

| Variable | Values, N(%) |
|---|--------------|
| Methotrexate | 591 (87.4) |
| Anti-TNF | 461 (68.2) |
| Plaquenil | 444 (65.7) |
| Biologic DMARD | 481 (71.2) |
| Non-Biologic DMARD | 665 (98.4) |
| Non-Bio DMARD, not including MTX or Plaquenil | 340 (50.3) |
| Steroid | 594 (87.9) |

Current Medicines at Last Visit

| Variable | Values, N(%) |
|---|--------------|
| Methotrexate | 352 (52.1) |
| Only MTX (not excluding NSAIDs or Steroids) | 119 (17.6) |
| Anti-TNF | 289 (42.8) |
| Anti-TNF and MTX | 165 (24.4) |
| Plaquenil | 106 (15.7) |
| NSAIDs | 255 (37.7) |
| Any DMARD | 607 (89.8) |
| Biologic DMARD | 394 (58.3) |
| Non-Biologic DMARD | 451 (66.7) |
| Non-Bio DMARD, not including MTX or Plaquenil | 60 (8.9) |
| Steroid | 158 (23.4) |
| Narcotic | 59 (8.7) |
| Other Pain Med (non-narcotic) | 117 (17.3) |

Current Supplements at Last Visit

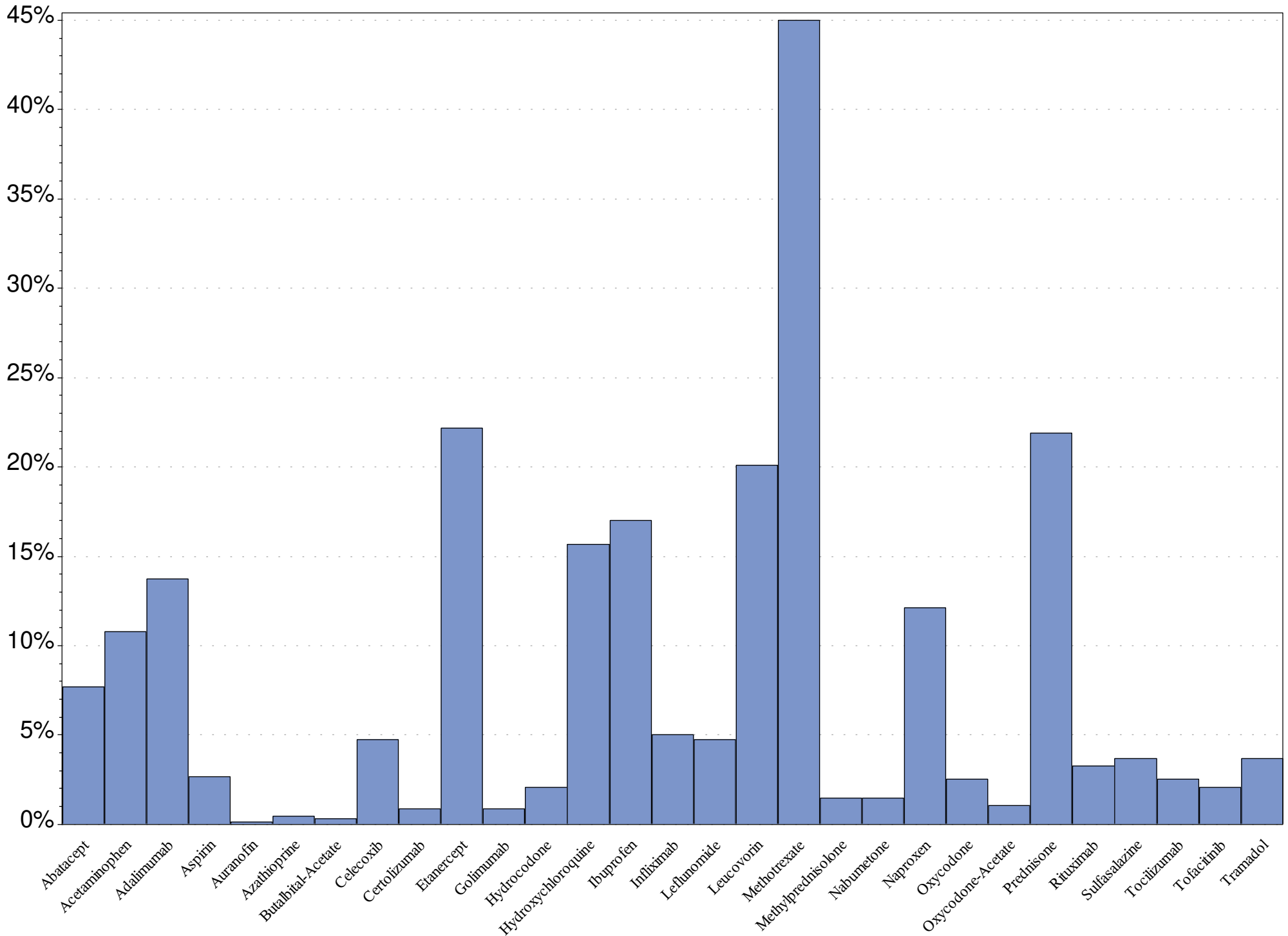
Vitamins/Minerals

| Variable | Values, N(%) |
|--------------|--------------|
| Vitamin B | 38 (5.6) |
| Vitamin B6 | 14 (2.1) |
| Vitamin B12 | 72 (10.7) |
| Vitamin C | 63 (9.3) |
| Vitamin D | 301 (44.6) |
| Vitamin E | 17 (2.5) |
| Calcium | 215 (31.8) |
| Folic Acid | 247 (36.6) |
| Iron | 23 (3.4) |
| Magnesium | 39 (5.8) |
| Multivitamin | 297 (43.9) |

Herbal/Health Foods

| Variable | Values, N(%) |
|-------------------------|--------------|
| Borage Seed Oil | 1 (0.1) |
| Capsaicin | 1 (0.1) |
| Evening Primrose Oil | 3 (0.4) |
| Fish Oil | 148 (21.9) |
| Glucosamine/Chondroitin | 23 (3.4) |
| Other | 82 (12.1) |

Medicine Use at Most Recent Visit



BRASS Currently Enrolled

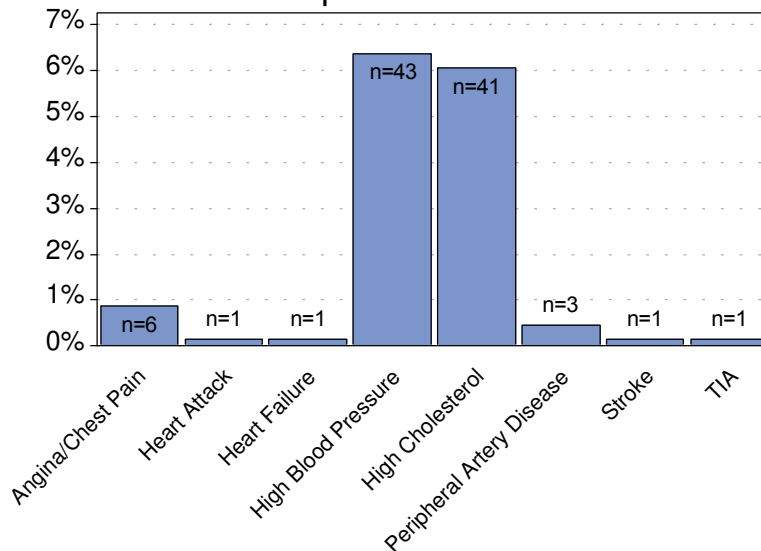
most recent visits as of 4th Quarter 2016

N=676

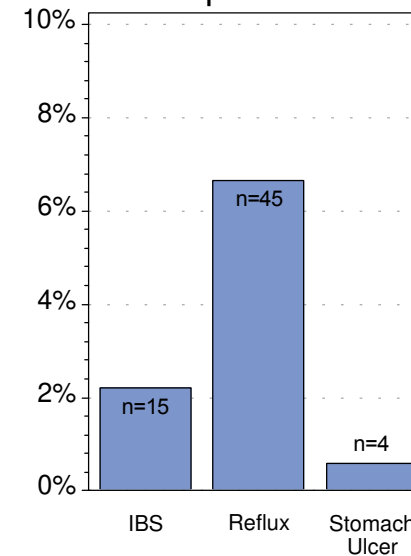
Physician Reported Extra-Articular Manifestations

| Variable | Values, N (%) |
|------------------------|---------------|
| Sjogren's Syndrome | 42 (6.2) |
| Subcutaneous Nodules | 40 (5.9) |
| Pulmonary Nodules | 10 (1.5) |
| Pulmonary Fibrosis | 5 (0.7) |
| Brochiectasis | 5 (0.7) |
| Scleritis/Episcleritis | 5 (0.7) |
| Neuropathy | 3 (0.4) |
| Lymphadenopathy | 2 (0.3) |
| Pericarditis | 1 (0.1) |
| LGL Leukemia | 1 (0.1) |
| Felty's Syndrome | 1 (0.1) |
| Cutaneous Vasculitis | 1 (0.1) |
| Cervical Myelopathy | 1 (0.1) |

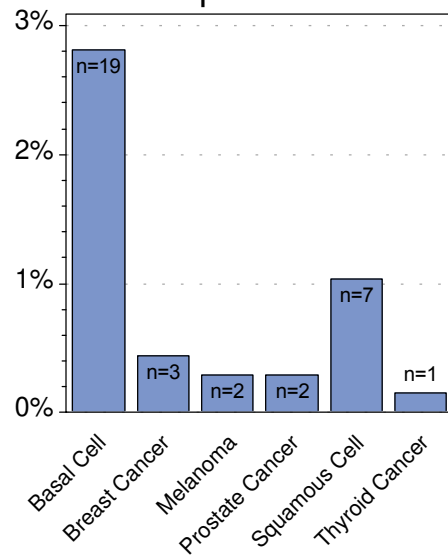
Self-Reported Cardiovascular



Self-Reported GI



Self-Reported Cancers



Self-Reported Pulmonary

